

Neuheit 2024-04 | 2024-48d

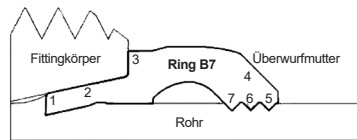
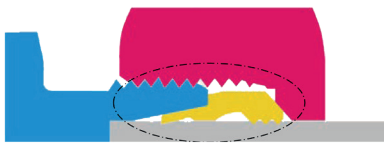
## SCHNEIDRING B7

### metrisch

#### Material und technische Angaben

Material: **Stahl**, galvanisch beschichtet,  
Cr(VI)-frei

Normen: **DIN EN ISO 8434-1,**  
**DIN 2353**



Rohr mm	Breite mm	Betriebsdruck bar	Prod-No	Art-No	Identifikation
<b>Serie leicht</b>					
6L	9,5	500	<b>E-DPR06L/S-B7</b>	497515	E342.06LS-B7
8L	9,5	500	<b>E-DPR08L/S-B7</b>	497516	E342.08LS-B7
10L	10,0	500	<b>E-DPR10L/S-B7</b>	497517	E342.10LS-B7
12L	10,0	400	<b>E-DPR12L/S-B7</b>	497518	E342.12LS-B7
15L	10,0	400	<b>E-DPR15L-B7</b>	497519	E342.15L-B7
18L	10,0	400	<b>E-DPR18L-B7</b>	497520	E342.18L-B7
22L	10,5	250	<b>E-DPR22L-B7</b>	497521	E342.22L-B7
28L	11,0	250	<b>E-DPR28L-B7</b>	497522	E342.28L-B7
35L	13,0	250	<b>E-DPR35L-B7</b>	497523	E342.35L-B7
42L	13,0	250	<b>E-DPR42L-B7</b>	497524	E342.42L-B7
<b>Serie schwer</b>					
6S	9,5	800	<b>E-DPR06L/S-B7</b>	497515	E342.06LS-B7
8S	9,5	800	<b>E-DPR08L/S-B7</b>	497516	E342.08LS-B7
10S	10,0	800	<b>E-DPR10L/S-B7</b>	497517	E342.10LS-B7
12S	10,0	630	<b>E-DPR12L/S-B7</b>	497518	E342.12LS-B7
14S	10,0	630	<b>E-DPR14S-B7</b>	497525	E342.14S-B7
16S	10,5	630	<b>E-DPR16S-B7</b>	497526	E342.16S-B7
20S	12,0	420	<b>E-DPR20S-B7</b>	497527	E342.20S-B7
25S	12,0	420	<b>E-DPR25S-B7</b>	497528	E342.25S-B7
30S	13,0	420	<b>E-DPR30S-B7</b>	497529	E342.30S-B7
38S	13,0	420	<b>E-DPR38S-B7</b>	497530	E342.38S-B7

Nouveauté 2024-04 | 2024-48f

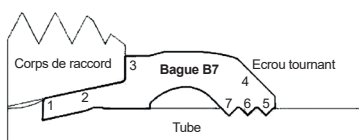
## BAGUES COUPANTES B7 métrique



### Matériel et données techniques

Matériel: **Acier, galvanisé sans Cr(VI)**

Normes: **DIN EN ISO 8434-1, DIN 2353**



Tube mm	Large mm	Pression de service bar	Prod-No	Art-No	Identification
<b>Série légère</b>					
6L	9,5	500	<b>E-DPR06L/S-B7</b>	497515	E342.06LS-B7
8L	9,5	500	<b>E-DPR08L/S-B7</b>	497516	E342.08LS-B7
10L	10,0	500	<b>E-DPR10L/S-B7</b>	497517	E342.10LS-B7
12L	10,0	400	<b>E-DPR12L/S-B7</b>	497518	E342.12LS-B7
15L	10,0	400	<b>E-DPR15L-B7</b>	497519	E342.15L-B7
18L	10,0	400	<b>E-DPR18L-B7</b>	497520	E342.18L-B7
22L	10,5	250	<b>E-DPR22L-B7</b>	497521	E342.22L-B7
28L	11,0	250	<b>E-DPR28L-B7</b>	497522	E342.28L-B7
35L	13,0	250	<b>E-DPR35L-B7</b>	497523	E342.35L-B7
42L	13,0	250	<b>E-DPR42L-B7</b>	497524	E342.42L-B7
<b>Série lourde</b>					
6S	9,5	800	<b>E-DPR06L/S-B7</b>	497515	E342.06LS-B7
8S	9,5	800	<b>E-DPR08L/S-B7</b>	497516	E342.08LS-B7
10S	10,0	800	<b>E-DPR10L/S-B7</b>	497517	E342.10LS-B7
12S	10,0	630	<b>E-DPR12L/S-B7</b>	497518	E342.12LS-B7
14S	10,0	630	<b>E-DPR14S-B7</b>	497525	E342.14S-B7
16S	10,5	630	<b>E-DPR16S-B7</b>	497526	E342.16S-B7
20S	12,0	420	<b>E-DPR20S-B7</b>	497527	E342.20S-B7
25S	12,0	420	<b>E-DPR25S-B7</b>	497528	E342.25S-B7
30S	13,0	420	<b>E-DPR30S-B7</b>	497529	E342.30S-B7
38S	13,0	420	<b>E-DPR38S-B7</b>	497530	E342.38S-B7